



पुर्णमा International School
Shree Swaminarayan Gurukul, Zundal

Grade -Sr.KG



Year 22-23

INDEX

Sr. No.	Month	Topic	Sign
1	April	अ से अः	
2		चित्र देखकर सही स्वर लिखो ।	
3		चित्र में रंग भरे।	
4		रिक्त स्थान भरो ।	
5		अक्षर से चित्र मिलाए ।	
6		सही अक्षर पर गोला करें।	
7	June	क - ड.	
8		चित्र देखकर सही स्वर लिखो ।	

स्वर						
अ अनार	आ आम	इ इमली	ई ईख	उ उल्लू	ऊ ऊन	ऋ ऋषि
ए एकतारा	ऐ ऐनक	ओ ओखली	औ औरत	अं अंगूर	अः नमः	
व्यंजन						
क कलम	ख खटिया	ग गदा	घ घड़ियाल	ङ	च चरखा	छ छड़ी
ट टमाटर	ठ ठटेरा	ड डमरू	ढ ढकना	ण बाण	त ताराजू	थ थन
प पतंग	फ फव्वारा	ब बतख	भ भरनी	म मछली	य यज्ञ	र रथ
	ष षट्कोण	ल लट्टू	व वजन	श शलगम		स सरिता
	क्ष क्षत्रिय	त्र त्रिशूल	ज्ञ ज्ञानी	श्र श्रमिक		

Video Link

<https://www.youtube.com/watch?v=GBWGNvHsiFs>



अ

अ से अनार हमेशा खाओ।
बीमारी को दूर भगाओ॥



अजगर



अमरूद

अनार

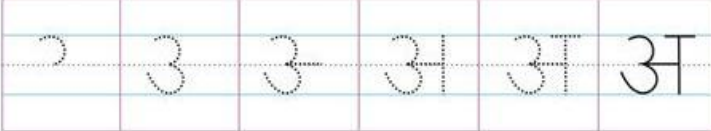
अ - (A)

A as in Animal



अनार
Anaar
(Pomegranate)

Steps to write the letter "अ"



अ अ अ अ अ अ अ

अ अ अ अ अ अ अ


Blank handwriting practice row

Blank handwriting practice row

Blank handwriting practice row

Blank handwriting practice row


आ



आम



आडू



आग



आधा



आटा

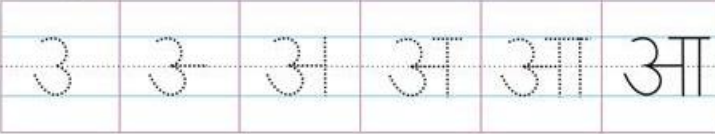
आ - (AA)

A as in Accident



आम
Aam
(Mango)

Steps to write the letter "आ"



आ आ आ आ आ आ आ

आ आ आ आ आ आ आ

Blank handwriting practice row with three lines.

Blank handwriting practice row with three lines.

Blank handwriting practice row with three lines.

Blank handwriting practice row with three lines.

इ



इत्र



इमली



इक्का



इलाइची



इडली

इ - (I)


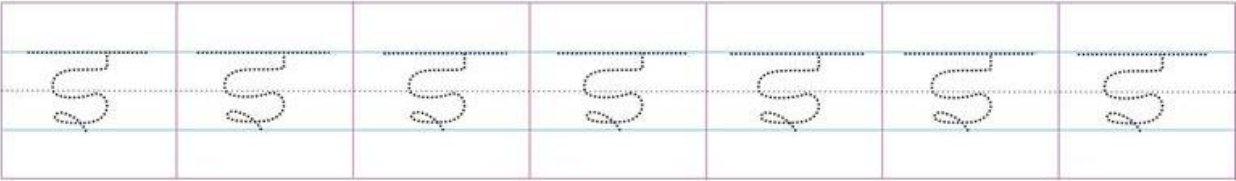
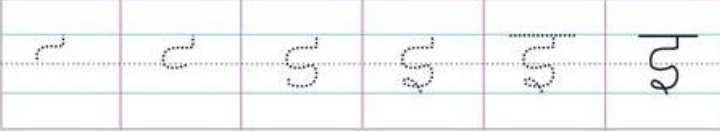
I as in India




इमली

Imali
(Tamarind)

Steps to write the letter "इ"



ई



ईश्वर (ईश)



ईख



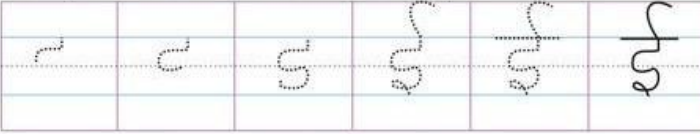
ईद

ई - (EE)

EE as in seen







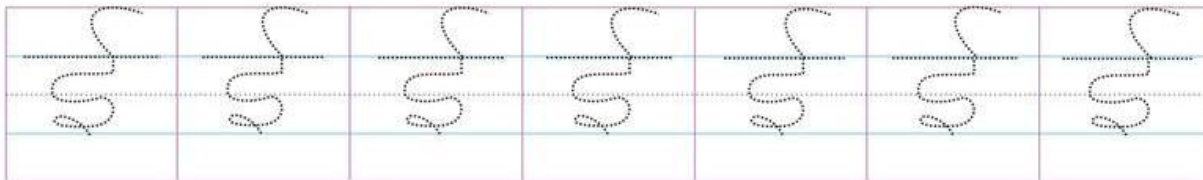
Steps to write the letter "ई"



ईख

Eekh

(Sugarcane)



उ



उल्लू



उस्तरा



उबलना



उड़ना



उतरना



उल्टा


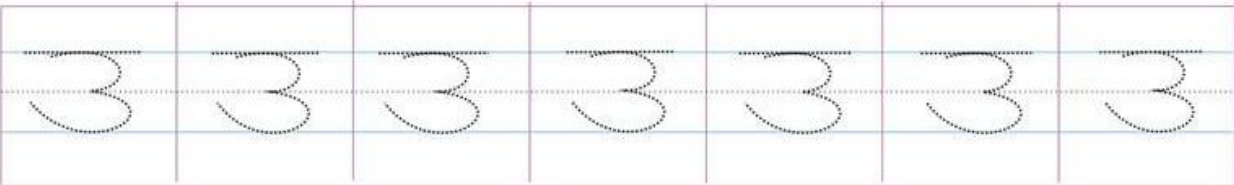

ਤ - (U)

U as in put



ਤਲਲੂ
Ulluu
(Owl)


Steps to write the letter "ਤ"




ऊ



ऊपर



ऊन



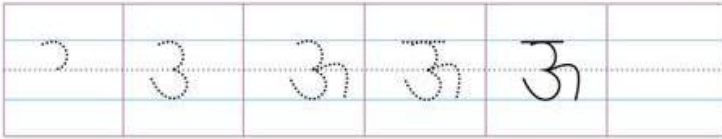
ऊदबिलाव

ऊ - (00)

00 as in Spoon






Steps to write the letter "ऊ"



ऊन

Oon
(wool)





अक्षर रचना

ऋ से ऋषि

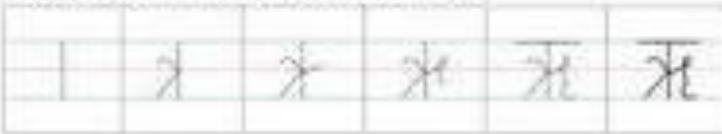
ऋ - (RI)

RI as in Rewind



ऋषि
Rishi
(Sage)

Steps to write the letter "ऋ"



ऋ	ऋ	ऋ	ऋ	ऋ	ऋ	ऋ
---	---	---	---	---	---	---

ऋ	ऋ	ऋ	ऋ	ऋ	ऋ	ऋ
---	---	---	---	---	---	---

चित्र देखकर सही स्वर लिखो ।








Activity :चित्रमेंरंगभरे।

अ से




अनाार

आ से




आाम

उ से उल्लू



ऊ से



ऊऊ

ए




एड़ी




एकतारा



एक



एक्का



एक्का

ए – (AE)

AE as in **Aerobics**

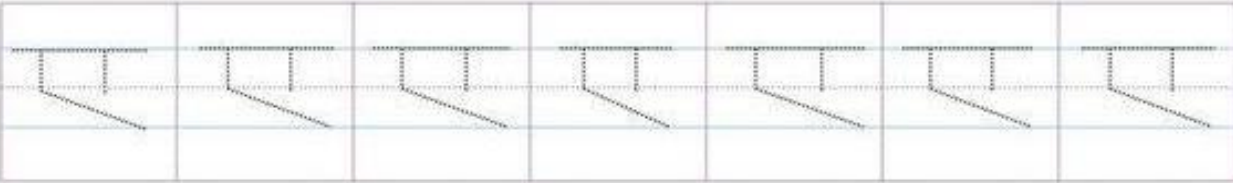


Steps to write the letter "ए"



एक

Aek
(One)



ऐ



ऐरावत
(इंद्र का वाहन)



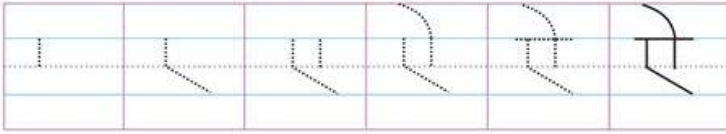
ऐनक

ऐ — (AAE)
AAE as in Ace



ऐनक
Aenak
(Spectacles)

Steps to write the letter "ऐ"



ऐ ऐ ऐ ऐ ऐ ऐ ऐ

ऐ ऐ ऐ ऐ ऐ ऐ ऐ

Blank handwriting practice lines.

Blank handwriting practice lines.

Blank handwriting practice lines.

Blank handwriting practice lines.

ओ

ॐ

ओडम



ओखली



ओला



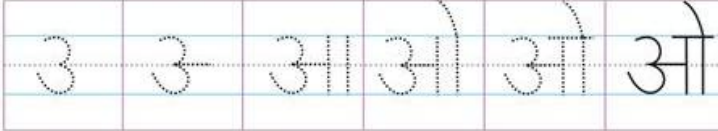
ओस

ओ - (O)

O as in Orange



Steps to write the letter "ओ"



ओस
Os
(Dew)

ओ ओ ओ ओ ओ ओ ओ

ओ ओ ओ ओ ओ ओ ओ

Blank handwriting practice row with three lines.

Blank handwriting practice row with three lines.

Blank handwriting practice row with three lines.

Blank handwriting practice row with three lines.

औ



औरत



औज़ार



औडी

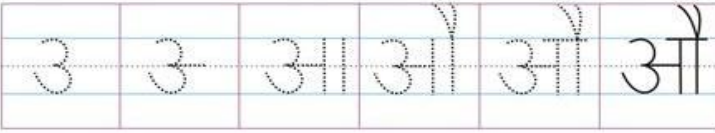
औ - (OW)

OW as in Cow



औषध
Owshadh
(Medicine)


Steps to write the letter "औ"



औ औ औ औ औ औ औ

औ औ औ औ औ औ औ

अं



अंडा



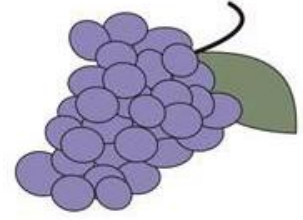
अंगूर



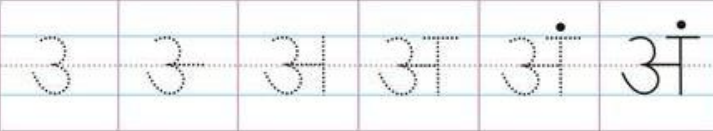
अंजीर

अं - (AM)

AM as in Umbrella



Steps to write the letter "अं"



अंगूर
Angoor
(Grapes)

अं अं अं अं अं अं अं

अं अं अं अं अं अं अं

Blank handwriting practice row with four boxes.

Blank handwriting practice row with four boxes.

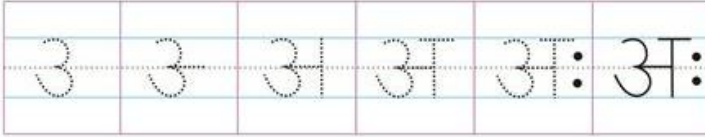
Blank handwriting practice row with four boxes.

Blank handwriting practice row with four boxes.

अः - (AHA)

अः

Steps to write the letter "अः"



AHA

(Rare usage in English)

अः अः अः अः अः अः अः

अः अः अः अः अः अः अः

Blank handwriting practice row with three lines (top, middle, bottom) and seven columns.

Blank handwriting practice row with three lines (top, middle, bottom) and seven columns.


Blank handwriting practice row with three lines (top, middle, bottom) and seven columns.


Blank handwriting practice row with three lines (top, middle, bottom) and seven columns.

चित्र देखकर सही स्वर लिखो ।













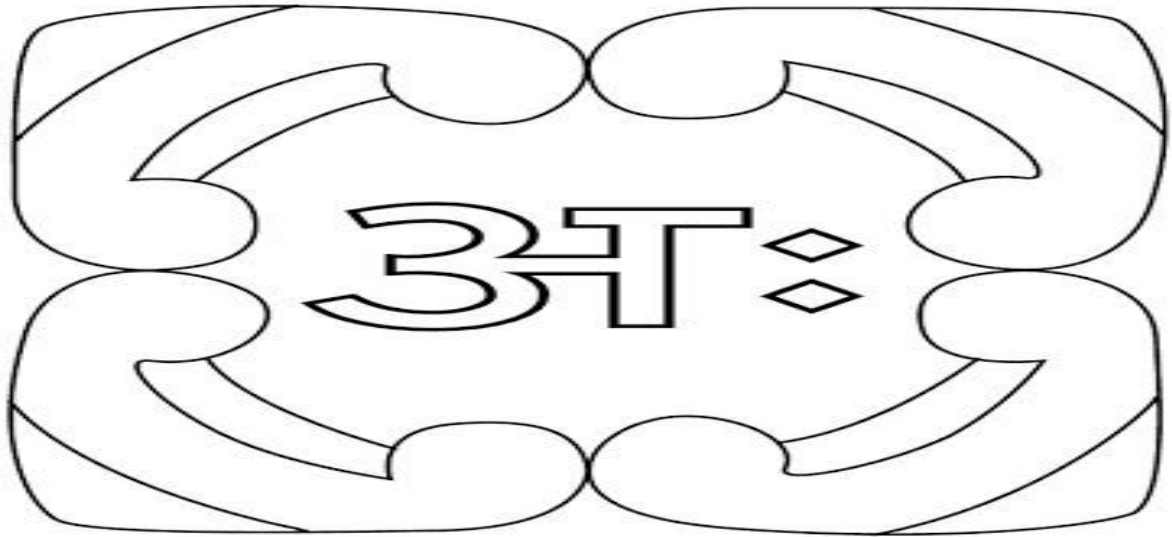








Activity : चित्रमें रंग भरे।



अ से अ : तक लिखो।



रिक्त स्थान भरो ।

	आ		
उ			ए
	ओ		

अक्षर से चित्र मिलाए ि

अ
औ
आ
ए
उ
अं
ए
ऊ



सही अक्षर पर गोला करें।



क

क से



कमल



कबूतर



कलम

क - (KA)

KA as in Cut

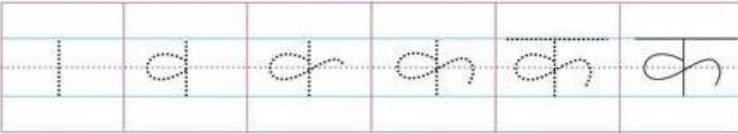


कबूतर

Kabootar

(Pigeon)





Steps to write the letter "क"



क क क क क क क

क क क क क क क

Activity: - कसेशुरूहोनेवालेचित्रमेंरंगभरे ।



ख

खसे



खरगोश




खेत



खजूर

ख – (KHA)

KHA as in Khaki

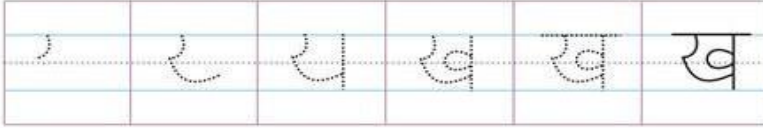


खरगोश

Khargosh

(Rabbit)




Steps to write the letter "ख"



ख ख ख ख ख ख ख

ख ख ख ख ख ख ख

Activity: - खसेशुरूहोनेवालेचित्रमेंरंगभरे ।



ग

ग से



गमला



गाय

ग - (GA)

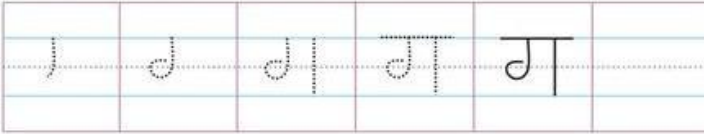
GA as in Gun



गदा

Gada
(Mace)

Steps to write the letter "ग"



ग ग ग ग ग ग ग

ग ग ग ग ग ग ग


Blank handwriting practice row with four columns.

Blank handwriting practice row with four columns.

Blank handwriting practice row with four columns.

Blank handwriting practice row with four columns.

Activity: - गसेशुरुहोनेवालेचित्रमेंरंगभरे ।



घ,ड

घ से



घर



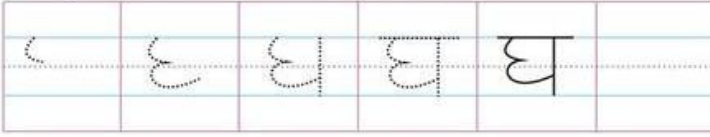
घड़ी

घ – (GHA)

GHA as in Ghost



Steps to write the letter "घ"



घडा
Ghadda
(Pail)

घ घ घ घ घ घ घ

घ घ घ घ घ घ घ

Blank handwriting practice row with seven columns and three lines.

Blank handwriting practice row with seven columns and three lines.

Blank handwriting practice row with seven columns and three lines.



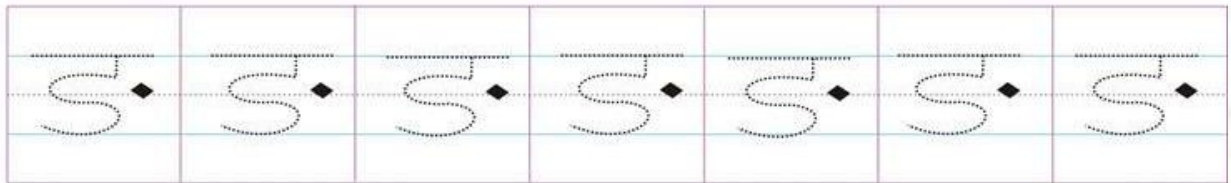
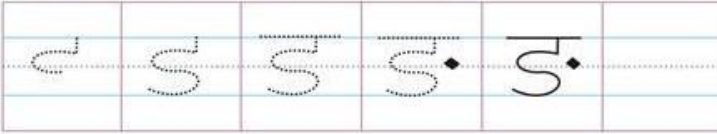
Blank handwriting practice row with seven columns and three lines.

ङ – (NGA)


ङ

(Rare usage
in English)

Steps to write the letter "ङ"



Activity: - चित्रमें रंग भरे।



SUPERCOLORING

चित्र देखकर सही स्वर लिखो ।





